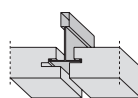


## THERMATEX® Varioline SF Wood

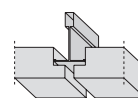


The grid construction of the acoustic ceiling THERMATEX® Varioline SF Wood is almost completely concealed by a special edge, except for a narrow shadow gap, making the profiles almost unnoticeable. As installation only takes place from below, THERMATEX® Varioline SF Wood has a minimal installation height and is therefore particularly suited to refurbishment projects. A simple shift along the profile makes the removal and insertion of individual ceiling tiles easy. At the same time, the non-visible perforation within the ceiling material achieves very good sound absorption results and is applied with a wood décor in a trendy wood surface.

SYSTEM	■ Exposed system, tiles demountable
Dimensions	■ 600 x 600 mm, 625 x 625 mm
Please note	■ The minimum quantities according to the price list!
Thickness / Weight	■ 24 mm (c. 8.4 kg/m <sup>2</sup> )
Edge details	■ SF




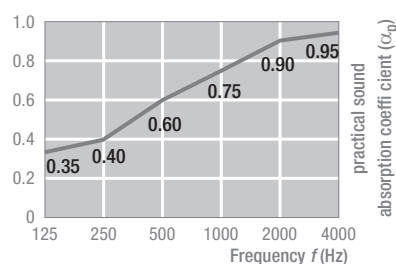
SF long edge



SF short edge

### TECHNICAL PERFORMANCE

Building material class	■ A2-s1, d0 as per EN 13501-1
Fire protection	■ REI 30 as per EN 13501-2 (according to test certificate)
Sound absorption	■ EN ISO 354 $\alpha_w = 0.65(H)$ as per EN ISO 11654 $NRC = 0.70$ as per ASTM C 423
Sound attenuation	■ $D_{n,f,w} = 38$ dB as per EN ISO 10848 (24 mm thickness, as per test certificate)
Thermal conductivity	■ $\lambda = 0.052 - 0.057$ W/mK as per DIN 52612
Humidity	■ Up to 90% RH
Air permeability	■ PM1 (30 m <sup>3</sup> /hm <sup>2</sup> ) as per DIN 18177
Surface design	■ wood decor



Due to reproduction processes colours shown in this catalogue may differ from the actual product colour. Product selection should always be made from AMF samples. All details and technical information stated in this brochure or other publicity material referring to AMF ceiling systems are based on test reports obtained under laboratory conditions. It is the responsibility of the customer to ensure that this data is suitable for the proposed application. All information provided is based on current technical data. Further relevant test reports, assessments and installation guidelines are available. All system details conform with current standards and are based on the use of AMF products and system components. AMF accepts no liability or responsibility for use of third party components, or for any variations to conditions stipulated in test data. Mixing of production batches is not recommended. All technical data is subject to change without prior notice and is governed by AMF Terms and Conditions of Sales. This catalogue supersedes all previous editions. Errors and omissions excepted. Printing errors excepted.



Knauf AMF GmbH & Co. KG  
 Elsenthal 15  
 D-94481 Grafenau Germany  
 Telefon 08552 / 422-0 - Fax 08552 / 422-32  
 info@knaufamf.de - www.knaufamf.com