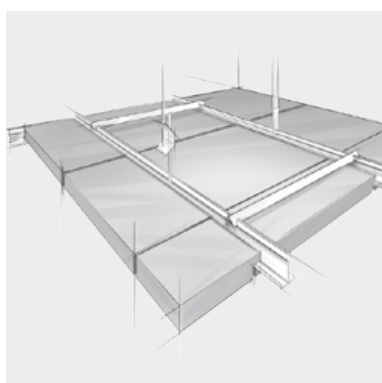
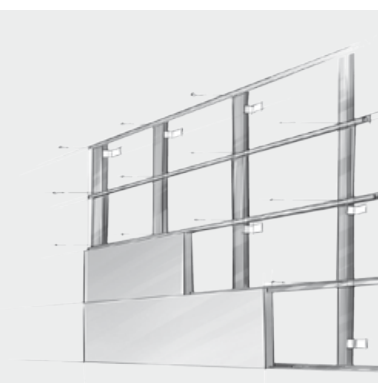
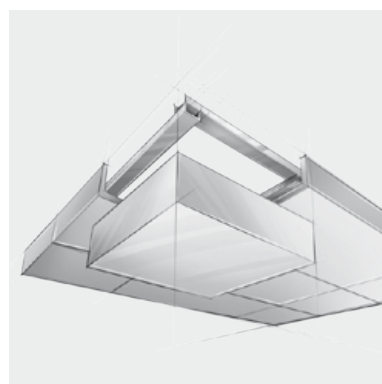
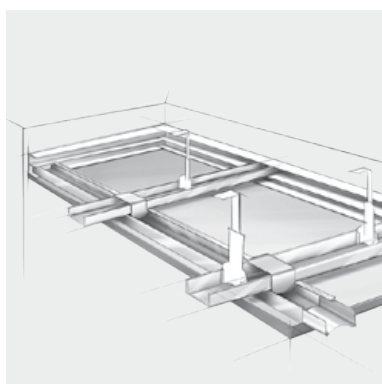
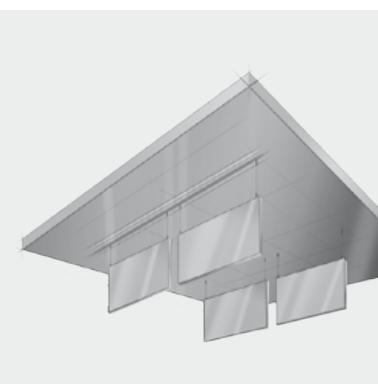




Heradesign®

Product data

HERADESIGN® superfine plus



Product data

HERADESIGN® superfine plus

2-layer acoustic panel as composite product consisting of HERADESIGN® superfine and mineral wool absorber with trickle protection.

Colour variants

The natural characteristic structure of the wood wool is ideally suitable as a surface for creative colour schemes. An almost unlimited range of colours is available - almost any colour from popular colour systems such as RAL or NCS, may be selected.

Nominal dimensions [mm]	1200 x 600			
Thickness [mm]	40	50	55 ¹⁾	65 ¹⁾
Structure	15/25	25/25	15/40	25/40
Edge design	AK-01 plus		SK-04 plus	
Weight [kg/m ²]	10.1	14.9	11.4	16.2
Sound absorption value α_w up to 0.95				
Reaction to fire as per EN 13501-1: B-s1, d0				
Designation code: WW-EN 13168-L4W2-T2-S2-P2,TR5-CI3				
Declaration of performance under www.knaufamf-dop.com				

White similar to RAL 9010	beige Natural tone 13	Pastel colours	Solid colours	Metallic colours	Special colours
●	●	●	●	●	●

Areas of application

As decorative and acoustically effective sub-ceiling and wall cladding for use in interior rooms and roofed outdoor areas, which are not exposed to direct environmental influences such as rain or pollutants.

Limitations of use

- Maximum span 600 mm!
- Suitable for rooms with a constant humidity of up to 90%. For applications where there is a constant humidity in excess of 80% construction physics advice is recommended!

Installation

Screw mounting on wooden Wooden battens or CD sections 60/27/06 mm: Edge AK-01 plus. Inlay mounting in visible T-24/38 profiles: Edge SK-04 plus.

Installation of HERADESIGN® acoustic panels is part of the interior fitting of the building and must only be carried out under

conditions of controlled humidity and temperature.

All building activities which create dust must be completed before the start of installation. Store the panels flat and protect against moisture and dirt. The packaging does not protect the products against rain! Also note the relevant application, installation and storage guidelines for HERADESIGN® acoustic panels.

Special information

- Deviations in colour from the edge colour and colour perception are possible due to the rough surface of the fibres or the surface of the panel.
- Manufacturing tolerances in nominal dimensions: L4, W2, T2: ± 1 mm, for lengths > 1250 mm L4: ± 2 mm
- Max. changes in dimension in standard climate 23° C/50 % rel. humidity: ± 1 ‰



This product information corresponds to the present state of development of our products and become invalid on the publication of a new version. Always make sure that you use the latest version of this information. The suitability of the product is not binding for special individual cases. Warranties and liability for deliveries are governed by our General Terms of Business. Only defect-free products may be installed. No liability will be accepted for the assembly of defective products or for the resulting costs (delay in delivery, remediation of defects). All data are included without warranty. Version 01/2021 - JB

Overview of test reports

Sound absorption values

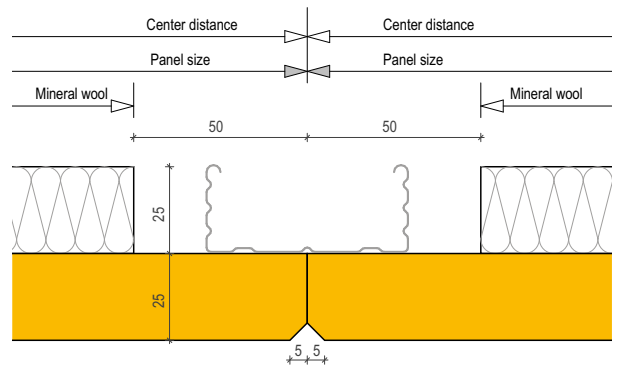
Test specimen					Sound absorption coefficient α																										
Panel type	Thick-ness [mm]	TKH ¹⁾ [mm]	HERADESIGN® Acoustic lining		Frequencies [Hz], as												Frequencies [Hz], ap			entire range		Class									
			[mm]	Gross density [kg/m ³]	100	125	160	200	250	315	400	500	630	800	1000	1250	1600	2000	2500	3150	4000		5000	125	250	500	1000	2000	4000	NRC	α_w
with acoustic lining																															
HERADESIGN® superfine plus	15	225	25	90	0,40	0,61	0,77	0,84	0,98	0,91	1,00	0,94	0,89	0,85	0,92	0,88	0,83	0,81	0,82	0,85	0,94	0,94	0,60	0,90	0,95	0,90	0,80	0,90	0,90	0,90	A
HERADESIGN® superfine plus	15	225	40	90	0,42	0,63	0,75	0,79	0,90	0,87	0,96	0,94	0,93	0,94	0,94	0,90	0,84	0,86	0,87	0,88	0,94	0,94	0,60	0,85	0,95	0,95	0,85	0,90	0,90	0,95	A
HERADESIGN® superfine plus	25	200	25	90	0,23	0,45	0,62	0,82	0,97	1,04	1,03	1,11	1,13	1,04	1,04	0,95	0,94	0,90	0,94	1,02	1,13	1,01	0,45	0,95	1,00	1,00	0,95	1,00	1,00	1,00	A
HERADESIGN® superfine plus	25	225	25	90	0,40	0,66	0,77	0,87	0,95	0,97	1,04	1,01	0,92	0,95	0,98	0,94	0,90	0,91	0,95	1,01	1,03	0,96	0,60	0,95	1,00	0,95	0,90	1,00	0,95	0,95	A
HERADESIGN® superfine plus	25	225	40	90	0,41	0,70	0,77	0,86	0,94	0,99	1,01	1,00	0,95	0,99	0,95	0,92	0,88	0,91	0,93	0,95	0,91	0,84	0,65	0,95	1,00	0,95	0,90	0,90	0,95	0,95	A

¹⁾ TKH: Total construction height: Lower edge of ceiling to lower edge of HERADESIGN® acoustic panel
 NRC value: Average α_s over the frequencies (250 + 500 + 1000 + 2000):4, rounded to the next increment 0.05

Edge design

AK-01 plus

All edges chamfered, 5 mm chamfer, undercut rock wool lining. For screw mounting of HERADESIGN® plus panels.



SK-04 plus

straight edge for visible T-24/38 profile undercut rock wool lining.

