

TIE WIRE THRU-BOLT



ICCONS
Serious Connections®

SUSPENSION ANCHOR

TDS | 1009.3

Clip expands creating expansion forces

6mm hang hole standard across the range

Carbon Steel

60MM
90MM
120MM
150MM

ICCONS® TIE WIRE THRU-BOLTS are a one piece anchor used in applications such as suspending ceilings, attaching cable tie and support wires etc. The long version aids in applications where insulation panels have been installed.

ZINC INTERNAL USE



Part No.	Description	mm	mm	mm	qty	qty
TWTB06060	6.0 x 60mm Tie wire Thru-Bolt	6	40	6 - 6.35	100	1000
TWTB06090	6.0 x 90mm Tie wire Thru-Bolt				100	1000
TWTB06120	6.0 x 120mm Tie wire Thru-Bolt				50	500
TWTB06150	6.0 x 150mm Tie wire Thru-Bolt				100	800

Information contained in this technical document is based on testing by the manufacturer and should be reviewed and approved by a design professional responsible for the given application. For safety critical fastening applications designed in accordance with SA TS 101:2015, please refer to the Iccons website for a complete suite of compliant post-installed chemical and mechanical anchoring products.



Anchor Size (mm)	Drill Size (mm)	Anchor Depth (mm)	(N _{rec}) TENSION (STATIC ONLY) 32MPa (kN)
6	6	40	1.7


Note: Recommended Load based on a safety factor ≥ 3 .

Limit State Design - Multiply the above load by 1.8 to determine the Limit State Design capacity.

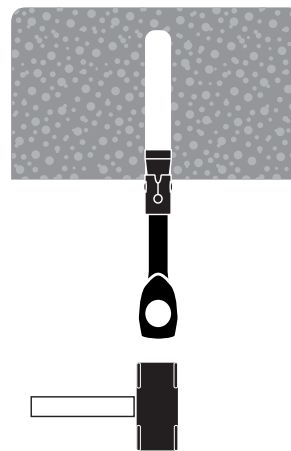
TIE WIRE INSTALLATION



With the correct diameter drill bit, drill a hole to the correct depth.



Clean dust and other material from the hole.




Insert anchor into position.




NB: Pull on anchor head with claw hammer to set anchor
Installation complete!


LONG TIE WIRE INSTALLATION WHEN FASTENED THROUGH INSULATION




With the correct diameter drill bit, drill a hole to the correct depth.



Clean dust and other material from the hole.



Insert anchor into position.



NB: Pull on anchor head with claw hammer to set anchor
Installation complete!