




BUILDING SERVICES FASTENING SYSTEMS





ON-SITE SUPPORT

ICCONS® rapidly expanding national site support team is constantly working to improve training and education for contractors, project managers and design engineers etc.

This program is an exciting new initiative driven from ICCONS® head office and offers;

- Product demonstrations
- Fixing application advise
- Product installation training and certification
- On-site product testing
- Trade show events

PRODUCT SPECIFICATION

Engineering service is a key focus for ICCONS®.

Supporting engineers and designers with tenders, problem solving and providing design

consultation is the ICCONS® philosophy. ICCONS® has a national team of engineers available for design advice and site support. Our engineering team is also available for presentation seminars (conducted at your office/facility) which deliver a comprehensive insight into the unique ICCONS® product range, latest standards and industry developments.



TESTING LABORATORY

ICCONS® in-house test laboratory located in Melbourne, Australia provides testing capabilities in accordance with current Australian standards as well as bespoke testing for project specific applications. Testing equipment is independently maintained and calibrated by Australian NATA accredited laboratories.

Extensive testing is also undertaken in partnership with ICCONS® sister company, SYMPAFIX® based in Europe and in accordance with European Technical Guidelines.

USING PGM CERTIFIED DRILL BITS

European Technical Approvals / Assessments (ETA's) for anchors and their installation demands the use of suitable drill bits. Suitable drill bits can be identified under site conditions by simply looking for the PGM mark on the drill bit. The PGM mark is a symbol of quality and provides the installer with a correctly drilled hole for safe anchor installation.





Anchoring

Adhesive

PURE EPOXY
GEN 3

ICCONS®



DESIGNFIX®

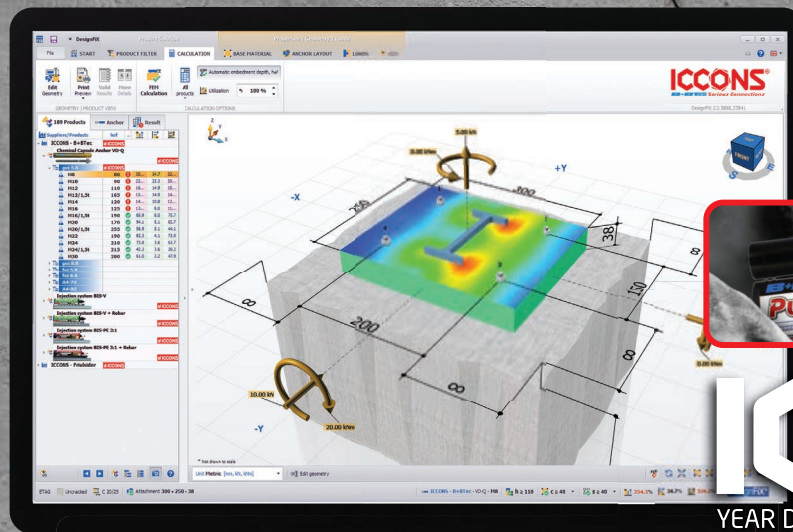
anchor design made easy

- An innovative 3D visual user interface, utilizing EN 1992-4 design methodology and suitable for design in accordance with AS 5216:2018
 - Seismic design under earthquake loads according to EN 1992-4, TR 045, TR 049
 - Finite element analysis steel baseplate design
- ICCONS DesignFIX® is a simple, intuitive and free to download (registration required) anchor design program for design engineers, project managers, site engineers and end users. Complex mechanical or chemical heavy duty anchor arrangements can be calculated in minutes.

INCLUDES THE NEW BIS PE GEN3 PURE EPOXY WITH 100 year design service life assessed in accordance with EAD 330499-01-0601

Optimum BIS Injection System anchorage depth

When selecting a BIS Adhesive Injection System, ICCONS DesignFIX allows for the automatic calculation of the most effective anchorage depth, taking into consideration the minimal and maximum values of the ETA.



100+
YEAR DESIGN LIFE

Input freedom & 3D user interface

ICCONS DesignFIX offers complete freedom to select an anchor pattern and base plate configuration, as well as the position and direction of load combinations. Changes are made directly into the 3D user interface.

Anchor type comparison

ICCONS DesignFIX displays the usability of the

various anchor types (according to EN 1992-4) including the values for each load type. This allows you to compare the calculation results of the different anchor types in a single easy to read panel. Design results suitable for use in accordance with AS 5216:2018.

Calculate base plate thickness

The integrated FEM-Calculation Method (Finite Element Method) in ICCONS DesignFIX allows you to calculate the base plate thickness based upon the stresses in the base plate in combination with the base plate configuration.

FREE DOWNLOAD www.iccons.com.au/software/anchor-design-software



For further details contact engineering@iccons.com.au | www.iccons.com.au

BUILDING SERVICES FASTENER SELECTION CHART



BLUE BANGER HANGER



SA PLUS LIP DROP-IN ANCHOR

MECHANICAL / HVAC (HEATING, VENTILATING & AIR-CONDITIONING)

1. Air conditioning & heating units
2. Rigid supply ducting
3. Duct straps
4. Exhaust Fans
5. Supply pipes
6. Pumps & compressors



PLUMBING

1. Sewer lines
2. Water lines
3. Drainage lines
4. Gas lines
5. Hot water systems
6. Water & Gas meters



ELECTRICAL

1. Cable trays
2. Catenary wire systems
3. Lighting
4. Control / switch equipment
5. Communication / data systems



FIRE

1. Sprinkler systems
2. Fire collars
3. Fire extinguishers
4. Fire Pumps
5. Alarms
6. Emergency lights
7. Monitoring systems



APPROVALS



European Technical Assessment




ICC-ES Evaluation Report



PAGE No.

6 & 7

8



**THUNDERBOLT®
PRO-XTM**

**XTM
DROP-IN**

**TOGE TSM
HIGH PERFORMANCE
ANCHORS**

**TOGE TSM
HIGH PERFORMANCE
HANGERS**

**SYMPAFIX
CA-PLUS**

**TOGE TSO
SUSPENSION SPRING
ANCHOR**

	●				
●	●		●		
●	●		●	●	
●	●		●		
		●			
●	●		●		
●	●		●		
●	●		●		
		●			
		●			
●	●		●		
		●			●
		●			●
		●			
		●		●	
		●		●	
		●		●	
		●		●	
		●		●	
		●		●	
		●		●	
●	●	●	●	●	●
9	10 & 11	12	13	14	15



DUSTLESS ANCHORING

FOR WOOD FORMED CONCRETE DECKS

The Original
BLUE BANGER HANGER

ON WOOD FORM, BEFORE HAMMER BLOW

Large plastic base - ensures that the insert is installed flush to deck to prevent concrete from contaminating the inner threads during the pour and prevents accidental knock-overs

WOOD REMOVED, AFTER HAMMER BLOW

Angled ridges protect the head of the insert from rebar during deck work. Nails easily break off with hammer

Slurry seal label safeguards the internal threads from concrete during pour

MULTIPLE INTERNAL THREADS

Insert can accommodate M8, M10 & M12 threaded rod sizes. Rod can easily be changed to another sizes after install.



Pour-in-Place Insert - For Wood Form

ICCONS® Pour-in-Place (PIP) inserts are used on wood form poured decks and installed prior to pouring concrete, reducing installation and material costs.

Machined Steel Insert with Large Flanged Head

- Angled ridges protect the head of the insert from rebar during deck work.
- Larger plastic base ensures that the insert is installed flush to the deck to prevent concrete from contaminating the inner threads during the pour.
- UL plenum rated for use in air handling spaces
- Slurry seal safeguards the internal threads during the concrete pour

Multiple Internal Threads

- Reduces inventory, each insert can accommodate M8, M10 & M12 threaded rod sizes.
- Allows for threaded rod size changes after inserts are installed.
- Internal threads eliminate the need and cost of couplings.

Machined Steel Insert with Large Flanged Head & Nails

- Provides excellent shear values for overhead attachments.
- Insert installed height of two inches complies with typical design specifications.
- Nails easily break off.



ZINC INTERNAL

NEW

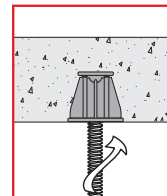

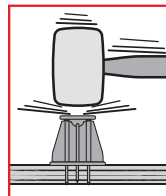
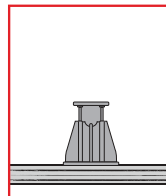


Part No.	Description	metric	qty
BBPIP081012	Multi Thread Pour-In Place Deck Inserts (for wood form concrete deck)	M8, M10 & M12	100
BBPIP1620	Multi Thread Pour-In Place Deck Inserts (for wood form concrete deck)	M16 & M20	100

Bazooka PIP Magnetic Installation tool



Part No.	Description	qty
BBCEA-PIPINSTALL1	1050mm Bazooka PIP Ergonomic stand up installation tool	1





DUSTLESS ANCHORING

FOR PRE-POURED CONCRETE STEEL DECKS

The Original
BLUE BANGER HANGER



FOR USE IN BONDEK®, STRAMIT CONDECK HP® & OTHER METAL DECK COMPOSITE PROFILES



Supports multiple threaded rod sizes, M8, M10 and M12. Easily change rod sizes after install.



Steel Deck Insert - For Metal Form

ICCONS® Steel Deck Inserts (SDI) are installed prior to pouring, reducing installation and material costs and increasing strength values. Ideal for gravity & seismic anchorage!

Machined Steel Insert with Large Flanged Head

- Provides excellent shear values for overhead attachments.
- Patented grooved insert body prevents component separation even if the flute is broken off prior to pour.
- Fully cracked concrete tested for vertical and dynamic seismic loading.
- Backed by: ICC Report ESR-3599 granted under AC446.

Multiple Internal Threads

- Reduces inventory, each insert can accommodate M8, M10 & M12 threaded rod sizes.
- Allows for threaded rod size changes after inserts are installed.
- Internal threads eliminate the cost of couplings.

Machined Steel Insert with Large Flanged Head & Nails

- Keeps internal threads clean.
- Extended length makes insert easy to locate even with fireproofing on deck underside.
- Plastic sleeve provides guidance to align threaded rod with matching internal female threads.
- UL plenum rated for use in air handling spaces.

ZINC INTERNAL

NEW



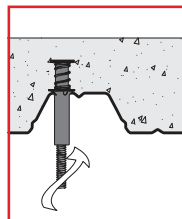
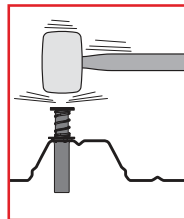
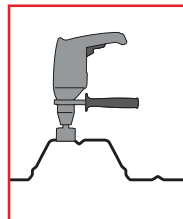
Part No.	Description	metric	qty
BBSDI081012	Multi Thread Steel Deck Inserts (for metal form concrete deck)	M8, M10 & M12	100



Steel Deck Insert Installation tool



Part No.	Description	qty
BBCEA-SDDHS1	600mm deck driller with 21mm (13/16") hole saw	1
BBCEA-SDDSB4	600mm deck driller with step drill bit 3/16 to 7/8"	1



SA PLUS LIP DROP-IN ANCHOR



ICCONS®
Serious Connections®

APPROVED FOR USE IN CRACKED AND UNCRACKED CONCRETE - MULTIPLE USE NON-STRUCTURAL APPLICATIONS

**APPROVED FOR USE IN
CRACKED & UNCRACKED
CONCRETE**

apolo



National Code
Compliant



ETA
13/0371



Cracked
Concrete
Approved



Fire
Rated
Fasteners



ZINC INTERNAL

For multiple use non-structural applications

SA PLUS LIP DROP-IN ANCHOR is a single piece internally threaded expansion anchor suitable for solid base material and hollow core concrete available in a carbon steel clear zinc plated finish. The anchor is set by displacement of the pre-assembled expander cone to enable full expansion of the anchor body. The anchor must be set with the correct ICCONS® setting tools (see page 2). The lip feature ensures the anchor will mount flush with the concrete surface for consistency. The internal thread is suitable for machined bolts or threaded rod.

NEW

Part No.	Description	mm	mm	mm	qty	qty
DLPM1025-A	M10 x 25mm Lip Drop-in Anchor Approved	12	27	M10	50	500




Lip Drop-in Setting Tool

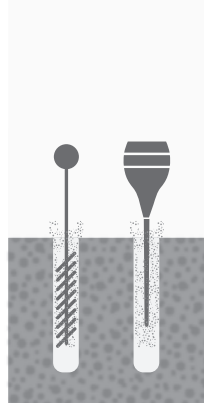
For use with Lip Drop-In Anchors & standard non-lip Drop-In Anchors. Use of setting tool is necessary for the correct installation of Drop-in Anchors

Part No.	Description	qty
DLST1030	M10 x 25mm & M10 x 30mm setting tool - Soft grip	1

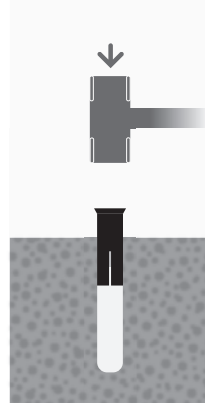
INSTALLATION



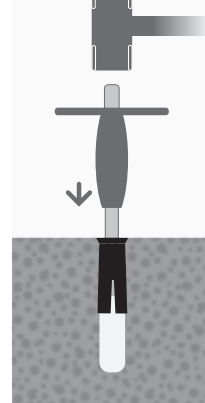
With the correct diameter drill bit, drill a hole to the correct depth.



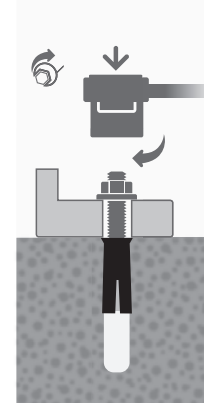
Clean dust and other material from the hole. Blow dust from the hole.



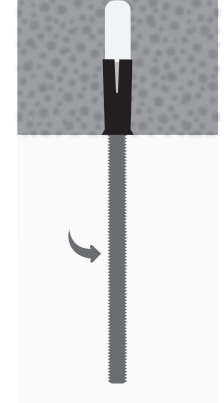
Push in Lip Drop-in by hand or by hammer blows, anchor should be flush to concrete surface.



Set the Lip Drop-in with setting tool. The Lip Drop-in is installed correctly if the setting tool pin is completely inside the anchor.



Place fixture in position and insert machined bolt and tighten until firm (do not exceed recommended torque).



For threaded rod installations wind in rod until firm, do not over tighten.



ROD HANGER approved for use in cracked and uncracked concrete - multiple use non-structural applications

ETA ROD HANGER

STEP 1 CASE HARDENED

Case hardening to provide the shank of the screw with adequate strength, good ductility, and hydrogen embrittlement resistant characteristics.

STEP 2 HEAT TREATED

Selective through hardening to provide the drill point and lead threads with good drilling and tapping performance.



Vertical Hanging Applications

- HVAC ducting
- Plumbing pipes and services
- Electrical cable trays
- Fire sprinkler systems



The ThunderBolt®Pro-XTM M10 rod hanger consists of a proprietary two step heat treatment process offering the ultimate in concrete screw anchoring for services applications.

ZINC INTERNAL

NEW



Part No.	Description	mm	mm	metric	mm	mm
SXTM-IM06057	6 x 57 ETA Rod Hanger (M10)	6	65	M10	13	57

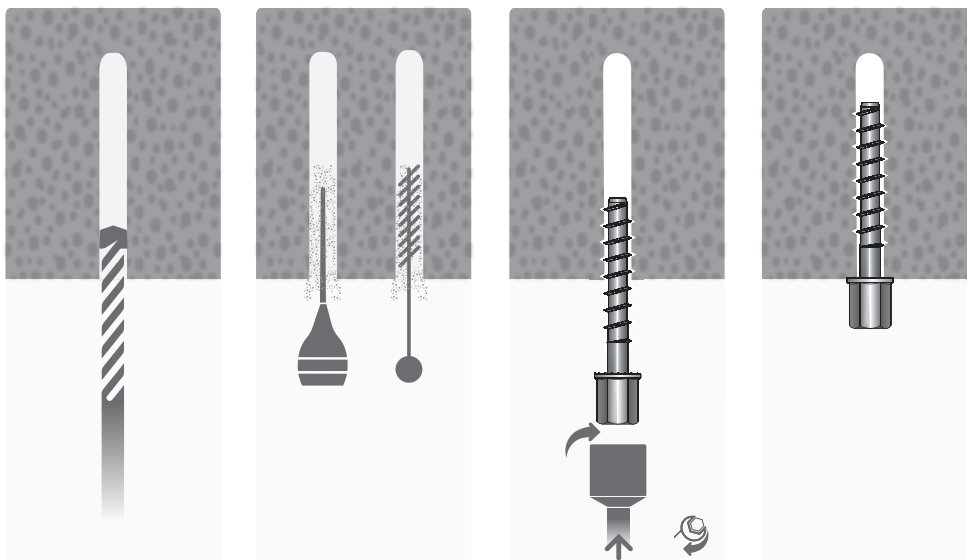


Socket Driver for use with ThunderBolt®Pro-XTM M10 rod hanger



Part No.	Description	
HZCM10-D	Socket Driver for use with ThunderBolt®Pro-XTM M10 rod hanger	1

INSTALLATION



1. With the correct diameter drill bit, drill a hole to the correct depth (add at least one anchor diameter to the depth to prevent the fastener from bottoming out).
2. Clean dust and other material from the hole. Blow dust from the hole.
3. Screw in the anchor by using a torque wrench or an impact screw driver
4. Once flange head is fully seated on the base material surface, installation is complete (do not over torque)

XTM DROP-IN ANCHOR



APPROVED FOR USE IN CRACKED AND UNCRACKED CONCRETE - MULTIPLE USE NON-STRUCTURAL APPLICATIONS
- OPTION 7 UNCRACKED CONCRETE

APPROVED FOR USE IN CRACKED & UNCRACKED CONCRETE



National Code Compliant



ETA 14/0481



Cracked Concrete Approved Multiple use non-structural systems



Fire Rated Fasteners



ENVO



XTM Drop-In Anchor

ADVANTAGES

- Due to its small dimensions it is suitable to use in thin concrete members.
- Internal metric thread allows the use of standard metric screws and threaded rods.
- The anchor allows temporary fixings, it is flush to the surface.

FUNCTIONING

- Pre-positioned installation.
- Drill a hole per specifications and hammer in the anchor. Use the correct setting tool to drive in the steel cone and the anchor will expand.
- The setting tool must sit on the rim of the anchor to ensure correct expansion.



ZINC INTERNAL 316 SS EXTERNAL

Part No.	Part No.	Description	mm	mm	ETA Option	qty	qty
DXTM06		M6 x 25mm Drop-in anchor	8	M6	Option 7 + RNSS	100	1000
DXTM08	DXTM08SS	M8 x 30mm Drop-in anchor	10	M8	Option 7 + RNSS	100	1000
DXTM10	DXTM10SS	M10 x 40mm Drop-in anchor	12	M10	Option 7 + RNSS	50	500
DXTM12	DXTM12SS	M12 x 50mm Drop-in anchor	15	M12	Option 7 + RNSS	50	400
DXTMX12		M12 x 50mm Drop-in anchor	16	M12	Option 7 + RNSS	50	400
DXTM16	DXTM16SS	M16 x 65mm Drop-in anchor	20	M16	Option 7 + RNSS	25	100
DXTM20		M20 x 80mm Drop-in anchor	25	M20	Option 7 + RNSS	25	50


RNSS = ETA Redundant non-structural systems



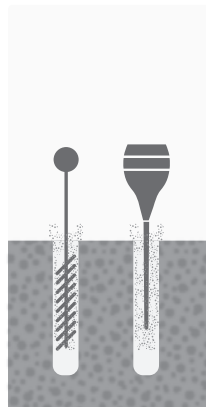
Drop-in Setting Tool For use with standard non-lip Drop-In Anchors

Part No.	Description.	qty
DST06	Suits M6 Standard Drop-In anchors	1
DST08	Suits M8 Standard Drop-In anchors	1
DST10	Suits M10 Standard Drop-In anchors	1
DST12	Suits M12 Standard Drop-In anchors	1
DST16	Suits M16 Standard Drop-In anchors	1
DST20	Suits M20 Standard Drop-In anchors	1

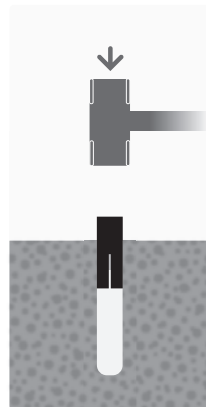
INSTALLATION



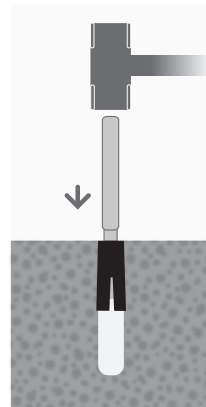
With the correct diameter drill bit, drill a hole to the correct depth.



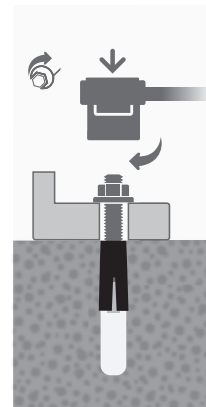
Clean dust and other material from the hole. Blow dust from the hole.



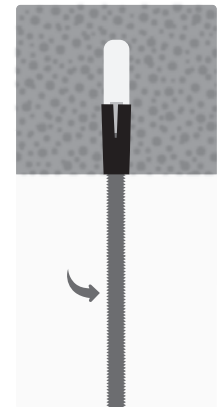
Push in Drop-in by hand or by hammer blows, anchor should be flush to concrete surface.



Set the Drop-in with setting tool. The Drop-in is installed correctly if the setting tool pin is completely inside the anchor.



Place fixture in position and insert machined bolt and tighten until firm (do not exceed recommended torque).



For threaded rod installations wind in rod until firm, do not over tighten.

XTM LIP DROP-IN ANCHOR



ICCONS
Serious Connections®

APPROVED FOR USE IN CRACKED AND UNCRACKED CONCRETE - MULTIPLE USE NON-STRUCTURAL APPLICATIONS
- OPTION 7 UNCRACKED CONCRETE

APPROVED
FOR USE IN
CRACKED &
UNCRACKED
CONCRETE



National Code
Compliant



ETA
14/0481



Cracked
Concrete
Approved
Multiple use
non-structural
systems



Fire
Rated
Fasteners



ENVO



XTM Lip Drop-In Anchor (zinc plated)

ADVANTAGES

- Due to its small dimensions it is suitable to use in thin concrete members.
- Internal metric thread allows the use of standard metric screws and threaded rods.
- The collar prevents the anchor sleeve from slipping into the drill hole.

FUNCTIONING

- Pre-positioned installation.
- Drill a hole as per specifications and hammer in the anchor. Use the correct setting tool to drive in the steel cone and the anchor will expand.
- The setting tool must sit on the rim of the anchor to ensure correct expansion.



ZINC INTERNAL

Part No.	Part No.	Description	mm	mm	ETA Option	qty	qty	qty
DLXTM1030		M10 x 30mm Lip Drop-in anchor	12	M10	Option 7 & RNSS	50	500	
	DLXTM1030BK	M10 x 30mm Lip Drop-in anchor	12	M10	Option 7 & RNSS			500
DLXTM1040		M10 x 40mm Lip Drop-in anchor	12	M10	Option 7 & RNSS	50	400	
	DLXTM1040BK	M10 x 40mm Lip Drop-in anchor	12	M10	Option 7 & RNSS			500
DLXTM1250		M12 x 50mm Lip Drop-in anchor	15	M12	Option 7 & RNSS	50	300	
	DLXTM1250BK	M12 x 50mm Lip Drop-in anchor	15	M12	Option 7 & RNSS			200

RNSS = ETA Redundant non-structural systems

(1x setting tool 1 x drill bits per Bucket)




Lip Drop-in Setting Tool

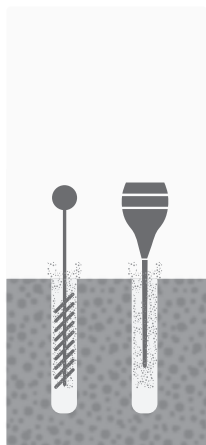
For use with Lip Drop-In Anchors & standard non-lip Drop-In Anchors.
Use of setting tool is necessary for the correct installation of Drop-in Anchors

Part No.	Description	qty
DLST1030	M10 x 25mm & M10 x 30mm setting tool - Soft grip	1
DLST1040	M10 x 40mm setting tool - Soft grip	1
DLST1250	M12 x 50mm setting tool - Soft grip	1


INSTALLATION



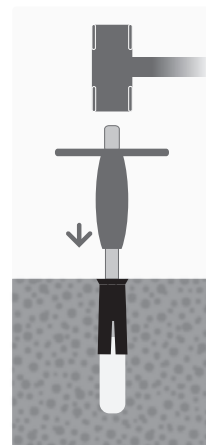
With the correct diameter drill bit, drill a hole to the correct depth.



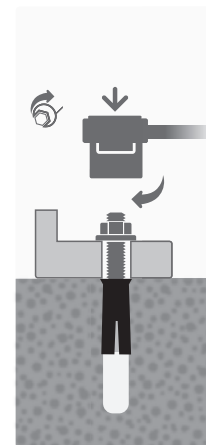
Clean dust and other material from the hole. Blow dust from the hole.



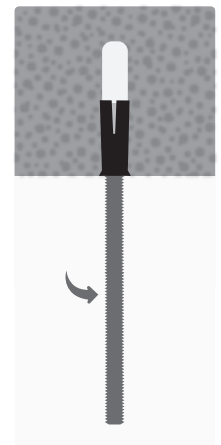
Push in Drop-in by hand or by hammer blows, anchor should be flush to concrete surface.



Set the Drop-in with setting tool. The Drop-in is installed correctly if the setting tool pin is completely inside the anchor.



Place fixture in position and insert machined bolt and tighten until firm (do not exceed recommended torque).



For threaded rod installations wind in rod until firm, do not over tighten.




HEX HEAD CONCRETE SCREWBOLTS

AS 5216:2018



Fire Rated performance in cracked and non-cracked concrete



COMPLIES WITH
AS 5216:2018
FOR
POST-INSTALLED
FASTENINGS



National Code
Compliant



ETA
15/0514



Cracked
Concrete
Approved



Fire
Rated
Fasteners




C1
SEISMIC
Seismic
Approved
Fasteners



C2
SEISMIC
Seismic
Approved
Fasteners

TOGE TSM CONCRETE SCREWBOLTS



New Notches for easier setting, reduced torque and reduced concrete spalling. Available for sizes 6mm, 8mm and 10mm


Part No.	Description	Embedment Depth				Torque (Nm)	Qty
		mm	mm	mm	mm		
TSM06043	6 x 43mm	6	40	3	13	160	100
TSM06050	6 x 50mm			10		160	100
TSM06060	6 x 60mm			20		160	100
TSM06080	6 x 80mm			40		160	100
TSM08050	8 x 50mm	8	45	5	13	300	50
TSM08060	8 x 60mm			15		300	50
TSM08070	8 x 70mm			25		300	50
TSM08080	8 x 80mm			35		300	50

C1 Seismic assessment only valid for the following embedment depths: TSM06 - 40mm + 55mm / TSM08 - 65mm .

Seismic assessment only valid for the following embedment depths: TSM08 - 65mm

= Impact screwdriver maximum torque capacity, excessive torque during installation may damage the anchor. Training, expertise and good judgment is required. Always adhere to anchor installation torque.


INSTALLATION




With the correct diameter drill bit, drill a hole to the correct depth (add at least one anchor diameter to the depth to prevent the fastener from bottoming out).



Clean dust and other material from the hole.



Install with either a socket or cordless impact driver. Apply pressure against the fixing and rotate to engage the first thread.



Continue to tighten the anchor until flanged head is firmly seated against fixture. Installation complete!




TOGE TSM CONCRETE ROD HANGERS

AS 5216:2018



Fire Rated performance in cracked and non-cracked concrete



National Code Compliant



ETA 15/0514




Cracked Concrete Approved



Fire Rated Fasteners

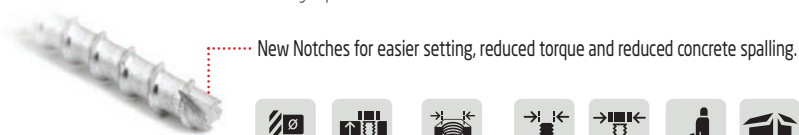


Seismic Approved Fasteners



TOGE TSM CONCRETE ROD HANGERS

The Toge TSM rod hanger and anchor features quick and safe installation, high load capacities in both cracked and non-cracked concrete with undercut load transmission. The TSM can be easily removed and does not leave residue or metal components in the drilled hole. Loads can be achieved immediately upon installation.




Part No.	Part No.	Part No.	Description	mm	mm	mm	mm	mm	Nm	qty
TSMIM06040ZG			6 x 40mm Hanger (M8 / M10 Internal)	6	40	M8 / M10	-	13	160	50
TSMIM06055ZG			6 x 55mm Hanger (M8 / M10 Internal)	6	55	M8 / M10	-	13	160	50
	T SMB06040ZG		6 x 40mm Hanger (M8 External Thread)	6	40	-	M8	10	160	100
	T SMB06055ZG		6 x 55mm Hanger (M8 External Thread)	6	55	-	M8	10	160	100
		CPLRM8-M12	Coupler Nut M8 to M12	-	-	M8 to M12	-	16	-	100

C1 Seismic assessment only valid for the following embedment depths: TSM06 - 40mm + 55mm

= Impact screwdriver maximum torque capacity, excessive torque during installation may damage the anchor. Training, expertise and good judgment is required. Always adhere to anchor installation torque - refer page 4.

INSTALLATION



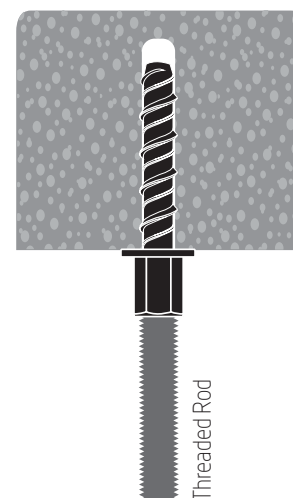
With the correct diameter drill bit, drill a hole to the correct depth (add at least one anchor diameter to the depth to prevent the fastener from bottoming out).



Clean dust and other material from the hole.



The head of the anchor should be set flush with the base material. Install the threaded rod. The thread should be fully engaged in the anchor.



Attach the Anchor to the correct size socket driver and install anchor perpendicular to the base material substrate. Be sure not to over torque the anchor.



SPLICE ANCHOR FOR MULTIPLE USE NON-STRUCTURAL APPLICATIONS



CA-PLUS

- Approved for cracked concrete
- European Technical Assessment (ETA)
- Fire rated performance
- All metal construction
- Tamper resistant head
- Clean, low profile aesthetic appearance

Expansion pin



ALL-METAL

Hammer impact point

ICCONS® Sympafix CA-Plus is an all metal wedge style anchor that sets by hammer impact, thus sliding the pin down the stem creating an expansive force against the wall of the hole. Ideal for mechanical trades using suspending strap, various hanger systems, through fixings, fire collar mountings etc.

CODE COMPLIANT




ZINC INTERNAL USE

Carbon Steel Zinc Clear


NEW

Part No.	Description	mm	min. mm	qty	qty
SPZ0635A (CA-Plus)	6 x 35mm all metal wedge style anchor	6.0	32	100	1000
SPZ0665A (CA-Plus)	6 x 65mm all metal wedge style anchor			100	1000

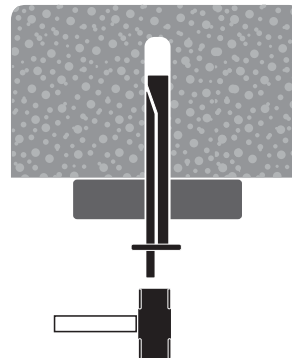
INSTALLATION



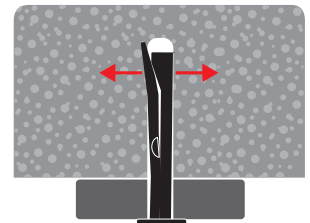
With the correct diameter drill bit, drill a hole to the correct depth



Clean dust and other material from the hole.



Insert anchor into position, and strike with hammer until pin is flush with anchor head



Installation complete!



SUSPENSION SPRING ANCHOR FOR MULTIPLE USE NON-STRUCTURAL APPLICATIONS



CRACKED CONCRETE



ICCONS® TOGE TSO Suspension Spring Anchor Approved for use in cracked and uncracked concrete (For multiple use in non-structural applications)

Suspension spring loaded

Easily installs by hand

CODE COMPLIANT



Carbon Steel Zinc Clear


ZINC INTERNAL USE

NEW



Part No.	Description	mm	mm	qty	qty
TS006040	6 x 40 Suspension Spring Anchor	6	10	100	n/a

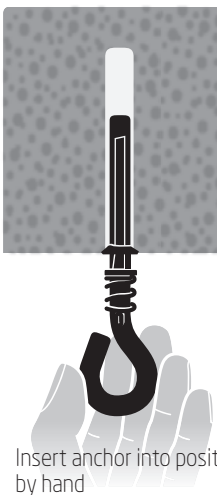
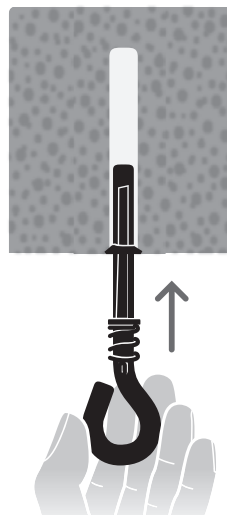
INSTALLATION




With the correct diameter drill bit, drill a hole to the correct depth



Clean dust and other material from the hole.



Insert anchor into position by hand



Installation complete!



COMPLIANT FASTENING SYSTEMS IN ACCORDANCE WITH AS 5216

ICCONS® offers world leading chemical and mechanical fastening solutions for the Australian market, complying with requirements referenced in the National Construction Code (NCC), **AS 5216** and European Assessment Documents and Guidelines.

AS 5216 (Design of post-installed and cast-in fastenings in concrete) is an Australian Standard published by Standards Australia that outlines the minimum requirements for the selection, design, and assessment of cast-in anchor channel and post installed fasteners. ICCONS® comprehensive AS 5216 compliant product range provides design performance, flexibility and cost effective options for the Australian construction industry, ICCONS® is the quality alternative solution.

ChemSelect offers:

- 100 Year design life
- ETA assessed systems
- Fast cure, high strength performance
- Zinc, Galvanised, stainless steel & HCR s/s options
- Threaded studs and Threaded inserts
- Manual, pneumatic and cordless dispensing applicators
- Specialist hole cleaning & deep embedment kits
- Masonry (brick nad block) fastening solutions



DesignFIX Software



ICCONS® SEISMIC SOLUTIONS

ICCONS® is the first company to provide Australia and New Zealand with a complete range of C1 and C2 Heavy Duty fastening systems for Structural Applications in Seismic Risk applications and projects. ICCONS® has pioneered the introduction of C1 and C2 certified Mechanical and Chemical fasteners into Australia and NZ. Through a "World's Best Practice" assessment, ICCONS® has collaborated with its global supply partners Friulsider, BBTEC and Sympafix in making C1 and C2 certified fastening systems a reality for the engineering fraternity.

Icon legend



National Code Compliant



European Technical Assessment



100 Year Design Life ETA



Cracked Concrete Approval



Fire Rated



C1 Earthquake Seismic Approval



C2 Earthquake Seismic Approval



CE Certification



Load Performance



Overhead Applications



Water Filled Holes



Core Drilled Holes



Masonry/Brickwork



Rebar



Threaded Stud / Insert



Working Time



Curing Time



VOC (Green Building)



NCC CHEMSELECT RANGE NCC CHEMSELECT RANGE NCC CHEMSELECT RANGE NCC CHEMSELECT RANGE NCC CHEMSELECT RANGE NCC CHEMSELECT RANGE NCC CHEMSELECT RANGE NCC CHEMSELECT RANGE NCC CHEMSELECT RANGE NCC CHEMSELECT RANGE



ChemSelect Anchors

National Code Compliant	European Technical Assessment	100 Years Design Life ETA	Cracked Concrete Approval	C1 Earthquake Seismic Approval	C2 Earthquake Seismic Approval	Fire Rated	CE Certification	Load Performance	Overhead Applications	Water Filled Holes	Core Drilled Holes	Masonry/Brickwork	Rebar	Threaded Stud / Insert	Working Time MINS @ 20°C (Dry Holes)	Curing Time MINS @ 20°C (Dry Holes)	VOC (Green Building)
-------------------------	-------------------------------	---------------------------	---------------------------	--------------------------------	--------------------------------	------------	------------------	------------------	-----------------------	--------------------	--------------------	-------------------	-------	------------------------	--------------------------------------	-------------------------------------	----------------------

BIS-P POLYPRO 300mL / 420mL¹ CODE BLUE

	NATIONAL CODE COMPLIANT						MEDIUM								6 mins	45 mins	A+

BIS-V VINYLESTER 300mL / 420mL¹ CODE GREEN

	NATIONAL CODE COMPLIANT						HEAVY								6 mins	45 mins	A+

BIS-HY GEN 2 HYBRID 280mL / 420mL¹ CODE PLATINUM

	NATIONAL CODE COMPLIANT						EXTREME								3 mins	30 mins	A+

BIS-PE PURE EPOXY 385mL / 585mL¹ CODE RED

	NATIONAL CODE COMPLIANT						EXTREME								30 mins	10 hrs	A+	

BIS-PE GEN3 PURE EPOXY 440mL / 1400mL¹ CODE RED

	NATIONAL CODE COMPLIANT							EXTREME							30	12 hrs	A+		

VDP-Q CAPSULE VINYLESTER M8-M24¹ CODE GOLD

	NATIONAL CODE COMPLIANT						EXTREME								unlimited	20 hrs	A+	

¹ Product complies with AS 5216:2018 and EAD 330499-00-0601 or EAD 330499-01-0601.



COMPLIANT FASTENING SYSTEMS IN ACCORDANCE WITH AS 5216

ICCONS® offers world leading chemical and mechanical fastening solutions for the Australian market, complying with requirements referenced in the National Construction Code (NCC), AS 5216 and European Assessment Documents and Guidelines.

AS 5216 (Design of post-installed and cast-in fastenings in concrete) is an Australian Standard published by Standards Australia that outlines the minimum requirements for the selection, design, and assessment of cast-in anchor channel and post installed fasteners. ICCONS® comprehensive AS 5216 compliant product range provides design performance, flexibility and cost effective options for the Australian construction industry, ICCONS® is the quality alternative solution.

Mechanical NCC anchors provide:

- Heavy duty high performance
- Zinc, Galvansied and stainless steel options
- Hex and countersunk head styles
- Multiple lengths providing flexibility



DesignFIX Software



ICCONS® SEISMIC SOLUTIONS

ICCONS® is the first company to provide Australia and New Zealand with a complete range of C1 and C2 Heavy Duty fastening systems for Structural Applications in Seismic Risk applications and projects. ICCONS® has pioneered the introduction of C1 and C2 certified Mechanical and Chemical fasteners into Australia and NZ. Through a "World's Best Practice" assessment, ICCONS® has collaborated with its global supply partners Friulside, BBTEC and Sympafix in making C1 and C2 certified fastening systems a reality for the engineering fraternity.

Icon legend

- National Code Compliant
- European Technical Assessment
- Cracked Concrete Approval
- Fire Rated
- C1 Earthquake Seismic Approval
- C2 Earthquake Seismic Approval
- CE Certification
- Load Performance
- Overhead Applications
- Clear Zinc Coating
- Stainless Steel Material
- Galvanised Coating
- 3DG (Nautilus Coating)

Mechanical Anchors

	National Code Compliant	European Technical Assessment	Cracked Concrete Approval	C1 Earthquake Seismic Approval	C2 Earthquake Seismic Approval	Fire Rated	CE Certification	Load Performance	Overhead Applications	Size range approved	Coating / Material
ATS-EVO S Hex Head ¹ 										M6 – M24	CLEAR ZINC
ATS-EVO SK Countersunk Head ¹ 										M6 – M12	CLEAR ZINC
FM-753® Crack 3DG ¹ & A4 316 SS ¹ 										M8 – M16	

¹ Product complies with AS 5216:2018 and EAD 330232-00-0601
² Product complies with ETAG 001 Part 6 (Anchors for multiple use for non-structural applications) which has been superseded by EAD 330747-00-0601 (Fasteners for use in concrete for redundant non-structural systems).
³ Product complies with ETAG 020 Annex C (Plastic anchors for use in concrete and masonry for non-structural applications).
⁴ Product complies with ETAG 014 (ETICS) which has been superseded by EAD 330196-01-0604.



NCC MECHANICAL RANGE

Mechanical Anchors

	National Code Compliant	European Technical Assessment	Cracked Concrete Approval	C1 Earthquake Seismic Approval	C2 Earthquake Seismic Approval	Fire Rated	CE Certification	Load Performance	Overhead Applications	Size range approved	Coating / Material
FM-753® Crack 3DG¹ 										M20	3DG COATING
TSM High Performance¹ 										6mm - 14mm	CLEAR ZINC 316 SS
TB1-Plus Thru Bolt¹ 										M8 - M16	CLEAR ZINC
TB1-A4-Plus Thru Bolt (A4 316 SS)¹ 										M8 - M12	316 SS
Thunderbolt®Pro XTM Screw-bolt¹ 										6mm - 12mm	CLEAR ZINC
SB2-Plus Screw-bolt¹ 										8mm - 14mm	GALVANISED
XTM Drop In² 										M6 - M20 M8 - M16	CLEAR ZINC 316 SS
SA Plus Lip Drop In² 										SA Plus (M10)	CLEAR ZINC
FM-X5 Nylon Frame Fixing³ 										Ø10mm (85mm - 160mm)	3DG COATING 316 SS
TPP Hammer Screw⁴ 										Ø 5, 6, 8mm	CLEAR ZINC 304 SS
CA-Plus Ceiling Anchor² 										Ø 6 x 35mm	CLEAR ZINC
Thunderbolt®Pro XTM ETA Rod Anchor² 										M10 Internal Thread (Ø 6 x 40mm) (Ø 6 x 57mm)	CLEAR ZINC
TSM IM Internal Thread Anchor¹ 										M8/M10 Internal Thread (Ø 6 x 40mm) (Ø 6 x 55mm)	CLEAR ZINC
TSO Spring Anchor² 										TSO (Ø 6 x 40mm)	CLEAR ZINC



ICCONS® PTY LTD

VICTORIA - HEAD OFFICE
383 Frankston Dandenong Road,
Dandenong South, Vic, 3175
P: **03 9706 4344**
F: **03 9768 3329**

NSW Branch
Unit A, 17 Seddon Street,
Bankstown,
New South Wales, 2200
P: **02 9791 6869**
F: **02 9790 8404**

QLD Branch
42-44 Nealdon Drive
Meadowbrook,
Queensland, 4131
P: **07 3200 6455**
F: **07 3299 7548**

S.A Branch
29-31 Weaver Street,
Edwardstown,
South Australia 5039
P: **08 8234 5535**
F: **08 8354 4689**

W.A. Branch
90 Christable Way, Landsdale,
Western Australia, 6065
P: **08 6305 0008**
F: **08 6305 0011**

NORTHERN TERRITORY
Unit 1, 14 Menmuir Street,
Winnellie,
Northern Territory 0820
P: **08 8947 2758**

NEW ZEALAND
Sesto Fasteners
5E Piermark Road, Albany,
Auckland,
New Zealand 0630
P: **+64 9415 8564**
E: sestofasteners@gmail.com

ICCONS (Thailand) Co. Ltd.
55 Phetkasem 62/3, Bangkhuae,
Bangkok 0160
P: **+ 66 2 801 0764**
F: **+ 66 2 801 0764**
M: **+ 66 8 1 710 8745**
E: icconsthailand@hotmail.com

www.iccons.com.au

ON-SITE TESTING

DESIGN SUPPORT

ON-SITE EVERYDAY

